



**ANNUAL REPORT**  
**ACADEMIC YEAR**  
**2023/24**

## Vision Statement

Empowering success through holistic and individualised learning




## Mission Statement




At ALP school we believe that education can help every learner achieve their full potential no matter what their ability. It's this belief that drives us to be so passionate about the work we do with our learners and it is why our bespoke approach works for so many disengaged and vulnerable young people. ALP Schools aims to create flexible, individualised programmes of learning support for children and young people who, for a variety of reasons, are unable to access mainstream education. From the point of referral, we focus on the special educational needs and disabilities (SEND) of the learner and on family liaison, in order to provide the most effective and appropriate educational intervention.

Working closely with the Local Authorities, we provide outcomes that are in accordance with the individual needs of each learner. We specialise in education placements of young people with SEND including (but not limited to) Autistic Spectrum Disorder, Emotional Behavioural Difficulties, complex needs and mental health difficulties.

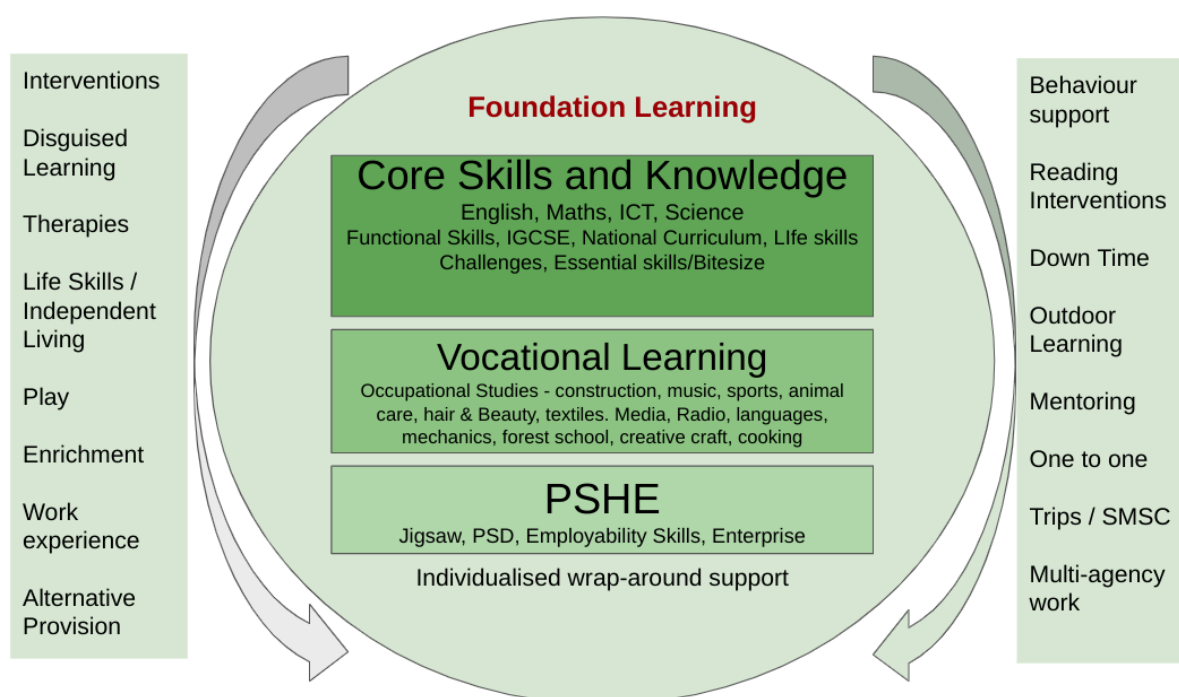
There are five schools in the chain - Pierview Academy - Gravesend - Kent, Parkview Academy, Welling - Greater London, ALP Leicester - Birstall - Leicestershire, ALP Nuneaton, Warwickshire, and ALP Sittingbourne, Kent. We also operate an outdoor provision called ALP The Lodge, Stockbury, Kent.

## Values

	<b>Attendance</b>	Focus on improving each learner's attendance level to ensure they give themselves the basis to achieve
	<b>Routine</b>	Staff help learners to gain a routine that is adapted to pupils' individual needs to ensure they feel comfortable in the educational environment.
	<b>Relationships</b>	Learners are assisted in developing sound relationships with tutors and other service users

	<b>Respect</b>	Working with learners and families in a holistic manner to maximise their life chances and educational potential
	<b>Trust</b>	When a pupil feels more secure and understood. A two-way relationship
	<b>Teaching</b>	A formal, well balanced, academic curriculum takes place with a wide range of opportunities

## Curriculum



The curriculum is based on the National Curriculum and Foundation Learning which ensures that all of the students have an element of core subjects, vocational learning and PSHE within their timetables. This is all supported with wrap-around care to meet individual needs.

**School Sector:**

Independent

<b>Schools Address</b>	<b>Pupil Registration</b>	<b>Age Range</b>	<b>Head Teacher</b>
Pierview Academy – East Crescent Road, Gravesend, Kent, DA12 2AH	30	11-25	Debbie Pardey
Parkview Academy – 144-148, Park View Road, Welling, Kent, DA16 1SR	40	7-19	Emma Chatzispiridou
ALP Leicester – Stonehill Avenue, Birstall, Leicestershire, LE4 4JG	35	6-19	Daniel Brown
ALP Nuneaton - Holman Way, Nuneaton, Warwickshire, CV11 4NP	50	6-19	Bradley Rowley
ALP Sittingbourne - 60 Bell Road, Sittingbourne, Kent, ME10 4HE	40	7-19	Jenny Thomason

**Parental Involvement**

ALP schools believe that education can help every individual achieve their full potential no matter what their ability. It's this belief that drives the school to be so passionate about the work we do with our learners and it is why our dynamic and bespoke approach works for so many disengaged and vulnerable young people.

Since establishing, we have been able to offer our students and their parents and carers a package of support during what can be for many families, a very challenging time. This support begins with understanding the individual needs of the students and their families. We involve parents and carers in decision-making at every stage, this includes initial screening, choice of courses, annual reviews and one-to-one mentoring. ALP Schools encourage parents and carers to be actively involved in their children's education.

Parents' and carers' views are very important to us as they help shape the way our school develops and grows. We encourage parents and carers to attend parent's evenings, visit the school and complete our parent survey.

**Prepared by:** David Cowell MBE – Managing Director

## Pierview Academy

### Staff Attendance and Retention

Number of Staff	Number of School Days	Staff Absences Total Number of Days
35	190	208.73 (95.67%)
Number of staff from the end of the previous academic year	Number of those staff retained throughout the following year	% retention
35	28	80%

### Attendance - Students

Year Groups	Average attendance rate
Secondary	84.5%
Post 16	72.1%
Total	78.3%
Total (not inc persistent non-attenders)	88.6%

Number of Students on role at the start of the academic year	Number of students on role at the end of the academic year	Number of new admissions
30	30	1

### Qualifications Achieved

Qualification	Level	Number of Learners Achieved
NCFE Creative Craft	Entry Level 1	3
NCFE Creative Craft	Entry Level 3	4
NCFE Creative Craft	Level 1	2
NCFE occupational studies	Entry Level 3	5
NCFE RSH unit claim	Level 1	3
NCFE RSH unit claim	Level 2	3
NCFE exercise studies	Level 1	4
Asdan Lifeskills	Entry level 1 - 3	12
Functional skills Maths	Entry Level 1	1
Functional skills Maths	Entry Level 2	2
Functional skills Maths	Entry Level 3	4
Functional skills Maths	Level 1	2
Essential Maths Certificate (complete)	EL3	1
Essential Maths Certificate (complete)	FS1	1
Functional skills English Reading	Entry Level 1	2

Functional skills English Writing	Entry Level 1	2
Functional skills English SLC	Entry Level 1	1
Functional skills English Reading	Entry Level 2	6
Functional skills English Writing	Entry Level 2	7
Functional skills English SLC	Entry Level 2	6
Functional skills English Reading	Entry Level 3	3
Functional skills English Writing	Entry Level 3	3
Functional skills English SLC	Entry Level 3	3
Functional Skills English	Level 1	2
Functional Skills English	Level 2	0
ICT - TLM	EL1	1
ICT - TLM	EL2	3
Functional Skills ICT	EL2	2
Functional Skills ICT	EL3	2
Functional Skills ICT	FS1	2
Functional Skills ICT	FS2	2
<b>Total Qualifications Achieved</b>		<b>93</b>

### Exclusions

Number of fixed-term exclusions	19
Number of permanent exclusions	1

### Behaviour (Physical Intervention Incidents)

Month	Number of recorded physical interventions	Number of racist incidents	Number of incidents of bullying
September 2023	6	0	3
October 2023	0	0	1
November 2023	6	3	3
December 2023	0	1	0
January 2024	2	1	5
February 2024	0	0	0
March 2024	0	0	2
April 2024	0	0	0
May 2024	0	0	0
June 2024	0	0	4
July 2024	1	1	2

<b>Total</b>	<b>15</b>	<b>6</b>	<b>20</b>
--------------	-----------	----------	-----------

### Progress

Secondary learners making expected or above-expected progress In English	85%
Secondary learners making expected or above-expected progress in Maths	85%
Secondary learners making expected or above-expected progress in ICT	76%
Post-16 learners making expected or above-expected progress In English	75%
Post-16 learners are making expected or above-expected progress in Maths	75%
Post 16 learners making expected or above progress in ICT	89%

### Destinations

Number of students who left the school during or at the end of the academic year	7
Number going into further employment, education or training	5
Number leaving with no secure destination	2
Destination unknown	N/A

### Safeguarding / Health and Safety

Number of Safeguarding concerns reported to the school	Number of safeguarding concerns reported to Local Authority	Number of Accidents Involving Staff	Number of staff Accidents Involving Students	RIDDOR Reports
43	3 (referrals)	3	28	0

# Parkview Academy

## Staff Attendance and Retention

Number of Staff	Number of School Days	Staff Absences Total Number of Days
30	190	172
Number of staff from the end of the previous academic year	Number of those staff retained throughout the following year	% retention
19	15	78%

## Attendance - Students

Year Groups	Average attendance rate
Primary	64%
Secondary	67%
Post 16	63%
Total	64.7%
Total (not inc persistent non-attenders)	94%

Number of Students on role at the start of the academic year	Number of students on role at the end of the academic year	Number of new admissions
33	40	12

## Qualifications Achieved

Qualification	Level	Number of Learners Achieved
NCFE Employability skills	Level 1	3
NCFE Employability skills	Level 2	3
NCFE Employability skills (part claim)	Level 1	1
NCFE Radio	Level 2	1
Employability skills	Entry Level 3	2
NCFE Creative Craft	Level 1	2
NCFE Music Technology	Level 1	1
NCFE Music Technology	Level 2	3
NCFE RSH (Unit claim)	Level 1	5
Award in Progression in STEM Careers	Level 2	5
Motor Vehicle Studies	Level 1	3
Motor Vehicle Studies(part claim)	Level 1	3
Functional skills Maths	Entry Level 1	9



Functional skills Maths	Entry Level 2	4
Functional skills Maths	Entry Level 3	4
Functional skills Maths	Level 1	2
Functional skills English	Entry Level 1	6
Functional skills English	Entry Level 2	3
Functional skills English Reading	Entry Level 2	2
Functional skills English Writing	Entry Level 2	2
Functional skills English	Entry Level 3	1
Functional skills English Reading	Entry Level 3	1
Functional skills English SLC	Entry Level 3	1
Functional skills English	Level 1	1
Functional skills English	Level 2	3
Digital Functional skills	Entry Level 3	6
Digital Functional skills	Level 1	2
ASDAN Life Skills challenges		72
AQA UAS Science		11
<b>Total Qualifications Achieved</b>		79 (excluding ASDAN & AQAs)

### Exclusions

Number of fixed-term exclusions	27
Number of permanent exclusions	0

### Behaviour (Physical Intervention Incidents)

Month	Number of recorded physical interventions	Number of racist incidents	Number of incidents of bullying
September 2023	6	1	3
October 2023	10	1	3
November 2023	11	0	3
December 2023	8	0	1
January 2024	9	0	0
February 2024	8	0	0
March 2024	2	1	0
April 2024	2	2	1
May 2024	5	1	0
June 2024	2	1	0

July 2024	1	0	0
<b>Total</b>	<b>64</b>	<b>7</b>	<b>11</b>

### Progress

Secondary learners making expected or above-expected progress In English	63%
Secondary learners making expected or above-expected progress in Maths	72%
Secondary learners making expected or above-expected progress in ICT	66%
Post-16 learners making expected or above-expected progress In English	80%
Post-16 learners are making expected or above-expected progress in Maths	62%
Post 16 learners making expected or above progress in ICT	20%

### Destinations

Number of students who left the school during or at the end of the academic year	5 during, 7 at the end
Number going into further employment, education or training	8
Number leaving with no secure destination	2
Destination unknown	2

### Safeguarding / Health and Safety

Number of Safeguarding concerns reported to the school	Number of safeguarding concerns reported to Local Authority	Number of Accidents Involving Staff	Number of staff Accidents Involving Students	RIDDOR Reports
50	10	3	11	0

## ALP Leicester

### Staff Attendance and Retention (staff attendance: 95.71%)

Number of Staff	Number of School Days	Staff Absences Total Number of Days
35 (5 part time)	190	319.2
Number of staff from the end of the previous academic year	Number of those staff retained throughout the following year	% retention
33	27	82%

### Attendance - Students

Year Groups	Average attendance rate
Primary	97%
Secondary	81%
Post 16	69%
Total	83%
Total (not inc persistent non-attenders)	91%

Number of Students on role at the start of the academic year	Number of students on role at the end of the academic year	Number of new admissions
35	34	3

### Qualifications Achieved

Qualification	Level	Number of Learners Achieved
TLM IT User Skills	1	4
RockSchool Guitar	1	1
OSWP Exploring	EL3	10
OSWP Award	EL3	1
OSWP Exploring	1	4
OSWP Award	1	1
Certificate in Essential Skills: English	EL1	4
Certificate in Essential Skills: Maths	EL1	5
Functional Skills English: Reading	EL3	5
Functional Skills English: Reading	L1	1
Functional Skills English: Reading	L2	1
Functional Skills English: Writing	EL3	5
Functional Skills English: Writing	L1	1
Functional Skills English: Writing	L2	1

Functional Skills English: SLC	EL3	6
Functional Skills English: SLC	L1	2
Functional Skills English:SLC	L2	1
Functional Skills Mathematics	EL3	7
Creative Craft: Art	EL1	6
Creative Craft: Art	EL3	3
Cache Substance Misuse	L1	3
Cache Sexual Health Awareness	L1	1
ASDAN Short Courses	N/A	4
ASDAN Towards Independence	N/A	10
PSD	L1	2
AQA UAS	E13/L1	91
<b>Total Qualifications Achieved</b>		<b>89 (180)</b>

### Exclusions

Number of fixed-term exclusions	8 learners (6.5 days)
Number of permanent exclusions	0

### Behaviour (Physical Intervention Incidents)

Month	Number of recorded physical interventions	Number of racist incidents	Number of incidents of bullying
September 2023	4	0	2
October 2023	7	0	0
November 2023	2	0	2
December 2023	4	0	0
January 2024	3	0	4
February 2024	5	0	1
March 2024	0	0	1
April 2024	2	1	1
May 2024	0	0	0
June 2024	0	0	0
July 2024	2	0	1
<b>Total</b>	<b>29</b>	<b>1</b>	<b>12</b>

## Progress

Secondary learners making expected or above-expected progress In English	93%
Secondary learners making expected or above-expected progress in Maths	100%
Secondary learners making expected or above-expected progress in ICT	100%
Post-16 learners making expected or above-expected progress In English	75%
Post-16 learners are making expected or above-expected progress in Maths	62%
Post 16 learners making expected or above progress in ICT	100%

## Destinations

Number of students who left the school during or at the end of the academic year	1
Number going into further employment, education or training	0
Number leaving with no secure destination	1
Destination unknown	0

## Safeguarding / Health and Safety

Number of Safeguarding concerns reported to the school	Number of safeguarding concerns reported to Local Authority	Number of Accidents Involving Staff	Number of staff Accidents Involving Students	RIDDOR Reports
280	6	16	9	2

## ALP Nuneaton

### Staff Attendance and Retention

Number of Staff	Number of School Days	Staff Absences Total Number of Days
46	190	362
Number of staff from the end of the previous academic year	Number of those staff retained throughout the following year	% retention
31	24	77

### Attendance - Students

Year Groups	Average attendance rate
Primary	87%
Secondary	93%
Total	89%
Total (not inc persistent non-attenders)	91%

Number of Students on roll at the start of the academic year	Number of students on roll at the end of the academic year	Number of new admissions
34	38	8

### Qualifications Achieved

Qualification	Level	Number of Learners Achieved
Functional Skills Reading	Entry 1	7
Functional Skills Reading	Entry 2	2
Functional Skills Writing	Entry 1	7
Functional Skills Writing	Entry 2	2
Functional Skills SLC	Entry 1	8
Functional Skills SLC	Entry 2	2
Functional Skills Mathematics	Entry 1	8
Functional Skills Mathematics	Entry 2	2
Employability Skills	Entry 3	1
Developing Enterprise Skills	Entry 3	2
Exploring Occupational Studies for the Workplace	Entry 3	8
Creative Craft	Entry 1	4
Creative Craft	Entry 2	6
Arts Award	Discover	16

Arts Award	Explore	10
Arts Award	Bronze	6
British Canoe Union Starter Award	Starter	8
<b>Total Qualifications Achieved</b>		99

### Exclusions

Number of fixed-term exclusions	14
Number of permanent exclusions	0

### Behaviour (Physical Intervention Incidents)

Month	Number of recorded physical interventions	Number of racist incidents	Number of incidents of bullying
September 2023	10	0	0
October 2023	4	0	0
November 2023	2	1	1
December 2023	7	1	0
January 2024	3	0	0
February 2024	4	0	0
March 2024	1	0	0
April 2024	4	1	0
May 2024	3	5	0
June 2024	1	0	0
July 2024	0	0	0
<b>Total</b>	<b>39</b>	<b>8</b>	<b>1</b>

### Progress

Primary learners making expected or above-expected progress In English	84%
Primary learners making expected or above-expected progress in Maths	79%
Primary learners making expected or above-expected progress in ICT	71%
Secondary learners making expected or above-expected progress In English	95%
Secondary learners are making expected or above-expected progress in Maths	79%

Secondary learners making expected or above progress in ICT	74%
---	-----

**Destinations**

Number of students who left the school during or at the end of the academic year	6
Number going into further employment, education or training	4
Number leaving with no secure destination	1
Destination unknown	1

**Safeguarding / Health and Safety**

Number of Safeguarding concerns reported to the school	Number of safeguarding concerns reported to Local Authority	Number of Accidents Involving Staff	Number of staff Accidents Involving Students	RIDDOR Reports
13	0	8	214	0



## ALP Sittingbourne

### Staff Attendance and Retention

Number of Staff	Number of School Days	Staff Absences Total Number of Days
27	190	20
Number of staff from the end of the previous academic year	Number of those staff retained throughout the following year	% retention
24	22	91.6%

### Attendance - Students

Year Groups	Average attendance rate
Primary	84%
Secondary	60.4%
Post 16	62.3%
Total	71.4%
Total (not inc persistent non-attenders)	82.5%

Number of Students on role at the start of the academic year	Number of students on role at the end of the academic year	Number of new admissions
22	29	13

### Qualifications Achieved

Qualification	Level	Number of Learners Achieved
English Functional Skills -Writing	<b>EL1</b>	6
English Functional Skills -Reading	<b>EL1</b>	6
English Functional Skills -SLC	<b>EL1</b>	6
English Functional Skills- Writing	<b>EL2</b>	2
English Functional Skills -Reading	<b>EL2</b>	3
English Functional Skills -SLC	<b>EL2</b>	2
English Functional Skills- Writing	<b>Level 2</b>	1
English Functional Skills- Reading	<b>Level 2</b>	1
Mathematics Functional Skills	<b>EL1</b>	7
Mathematics Functional Skills	<b>EL2</b>	2
Mathematics Functional Skills	<b>Level 2</b>	1
Religion Short Course	<b>GCSE Grade 4</b>	1
Occupational Studies- Food Preparation	<b>Level 1</b>	1
Asdan Life Skills Challenges	<b>WTEL1/EL1</b>	20

Creative Craft- Textiles	<b>Level 1</b>	1
<b>Total Qualifications Achieved</b>		60

### Exclusions

Number of fixed-term exclusions	22
Number of permanent exclusions	0

### Behaviour (Physical Intervention Incidents)

Month	Number of recorded physical interventions	Number of racist incidents	Number of incidents of bullying
September 2023	15	0	0
October 2023	16	0	0
November 2023	14	0	1
December 2023	4	0	0
January 2024	12	0	0
February 2024	3	0	0
March 2024	14	1	0
April 2024	6	1	0
May 2024	5	2	0
June 2024	6	0	1
July 2024	3	0	1
<b>Total</b>	<b>98</b>	<b>4</b>	<b>3</b>

### Progress

Secondary learners making expected or above-expected progress In English	79%
Secondary learners making expected or above-expected progress in Maths	83%
Secondary learners making expected or above-expected progress in ICT	80%
Post-16 learners making expected or above-expected progress In English	100%
Post-16 learners are making expected or above-expected progress in Maths	100%
Post 16 learners making expected or above progress in ICT	-

### Destinations

Number of students who left the school during or at the end of the academic year	9
Number going into further employment, education or training	1
Number leaving with no secure destination	8
Destination unknown	8 All students have been followed up by the school however these students were awaiting new placements at the time of enquiry.

### **Safeguarding / Health and Safety**

Number of Safeguarding concerns reported to the school	Number of safeguarding concerns reported to Local Authority	Number of Accidents Involving Staff	Number of staff Accidents Involving Students	RIDDOR Reports
3	5	0	22	0